

THE ACTIVITY COEFFICIENT OF THE UNDISSOCIATED PART OF WEAK ELECTROLYTES

MERLE RANDALL AND CRAWFORD F. FAILEY

University of California, Berkeley, California

In the preceding two papers it was shown that the quotient of the logarithm of the activity coefficient of gases and non-electrolytes by the ionic strength of an added salt was approximately constant. This paper will show that this law is also true for the undissociated part of a weak electrolyte, when very simple assumptions are made regarding the activity coefficient of the ions.

The effect of salts upon the activity of weak electrolytes has long been a subject of controversy. Various authors, notably Arrhenius (1) have advanced the view that the dissociation of weak acids is increased by salts. McBain and Coleman (2) have objected to this view. They concluded that there was no experimental evidence for the supposed increase in the dissociation constant of weak acids and bases in the presence of neutral salts.

McBain and Kam (3) determined the vapor pressure of acetic acid over solutions containing added salt and concluded "the undissociated acid must be regarded as exhibiting enhanced chemical potential in the presence of such salts." We have recalculated their results in table 5, which shows that the effect of salts on the undissociated part of acetic acid is approximately the same as that upon non-electrolytes.

Brönsted (4) points out that the form of the solubility curves of weak acids in salt solutions are to be explained as due to the rapid decrease in the activity coefficient of the ions at low salt concentrations and the increase in γ_u (undissociated) at high salt concentration. Rördam (5) measured the solubility of benzoic, *o*-toluyllic, and *o*-nitrobenzoic acids in salt solutions. He calculated the activity coefficient of the undissociated molecules and found it to increase with the salt concentration.

The activities of the ions of sodium, and potassium acetates in pure aqueous solutions have been shown by Randall, McBain and White (6) to closely approximate the activity coefficient of the corresponding chlorides. We shall in the following make the approximate assumption that the activity coefficient of the dissociated part of any monobasic acid at small molalities, in salt solutions of varying ionic strengths is equal to the activity coefficient of hydrochloric acid in the same or similar salt solution. Further we shall assume in all solutions of sodium salts the values of Harned (7) for the activity coefficient of 0.01 *M* hydrochloric acid in solutions of sodium chloride referred to $\gamma_{\pm} = 0.795$ in 0.1 *M* pure hydrochloric acid. We shall take the activity coefficient in solutions of potassium salts as equal to that found by Harned for the activity coefficient of 0.01 *M* hydrochloric acid in a solution of potassium chloride having the same ionic strength as the solution in which our weak acid is dissolved. The activity coefficient in solutions of barium salts is taken from the work of Randall and Breckenridge (8). These assumptions are not fully justified, but their use in the absence of experiments on very dilute hydrochloric acid in the presence of these salts, does not greatly affect our calculated values for the activity coefficient of the undissociated molecules.

We shall take the dissociation constant, *K*, of the acid as that determined from conductivity data, corrected in case *K* is large, for changes in activity coefficients and ionic mobilities by the method of Sherrill and Noyes (9).

ACTIVITY COEFFICIENT OF THE UNDISSOCIATED MOLECULES FROM SOLUBILITY MEASUREMENTS

When a solution is saturated with a weak acid the activity of the acid is fixed; $a_2 = \text{constant} = m_+m_-\gamma_{\pm}^2$, where m_+ and m_- are the molalities of the hydrogen and acid ions, and since $m_+ = m_-$, we have $m_{\pm}\gamma_{\pm}$ also constant. By dividing this constant quantity (calculated from *K*, γ_{\pm} , and the solubility in pure water by successive approximations) by the value of the activity coefficient of hydrochloric acid in a salt solution of ionic strength equal to that in which the solubility determination was made, we obtain the

molality of hydrogen ion m_+ , assuming always that γ_{\pm} may be obtained by the principle of ionic strength. Subtracting m_+ from the solubility m , gives us the molality of undissociated acid m_u . To obtain the activity coefficient of the undissociated molecules of the acid, we divide the molality of the undissociated molecules in pure water, m_u° , by their molality in the salt solution: $\gamma_u = m_u^\circ/m_u$. We then find that for a given acid in a solution of a given salt at various ionic strengths: $(\log \gamma_u)/\mu(\text{salt}) =$ approximately constant.

Calculations of m_u° and $m_+\gamma_{\pm}$ for pure saturated solutions of weak acids in water. Given m , the solubility in water, K , the dissociation constant, and a plot of the activity coefficient of hydrochloric acid against ionic strength in pure solution (10), we can obtain m_u° and $m_+\gamma_{\pm}$ by successive approximations. The molality of undissociated molecules, m_u° is equal to the solubility in water less m_+ , the molality of the hydrogen ion. Setting the activity coefficient of undissociated molecules equal to unity, $m_u^\circ = m - m_+$, also $m_+ = m_-$. Therefore $(m_+\gamma_{\pm})^2 = K(m - m_+)$. Solving for m_+ we introduce a new value of γ_{\pm} corresponding to the ionic strength found, and repeat the calculation. Thus we obtain m_+ , $m_+\gamma_{\pm}$, and m_u° .

The data of Hoffmann and Langebeck (11) and of Rördam (5) on the solubility of benzoic, *o*-toluylic, salicylic, and *o*-nitrobenzoic acids are given in tables 1 to 4. In each table the first column gives the added salt, the second the ionic strength of the added salt, the third the molality of the dissolved weak acid, the fourth the activity coefficient of hydrochloric acid at the ionic strength of the solution, which is the sum of the third and fifth columns. The fifth column is the quotient of $m_+\gamma_{\pm}$, which in the saturated solution of a given acid is a constant, by γ_{\pm} . The sixth column is the molality of the undissociated acid or the difference between Cols. 3 and 5. The seventh column gives the activity coefficient of the undissociated part of the acids, and the last the quotient of the logarithm of the undissociated part by the ionic strength of the added salt. The ionic strength of the added salt, rather than the ionic strength of the solution, is used in obtaining this last quotient, because the salting-out effect of acids

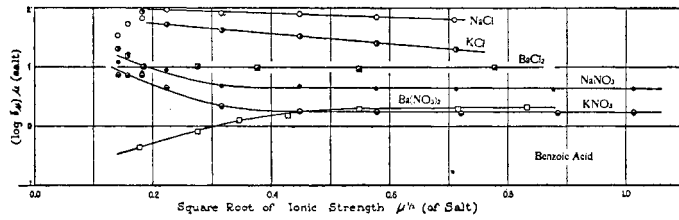


FIG. 1. ACTIVITY COEFFICIENT OF UNDISSOCIATED BENZOIC ACID

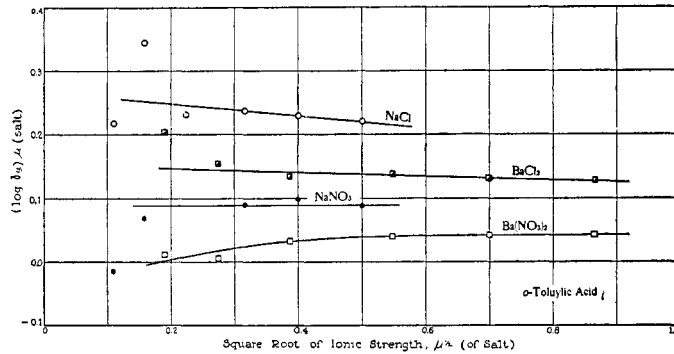
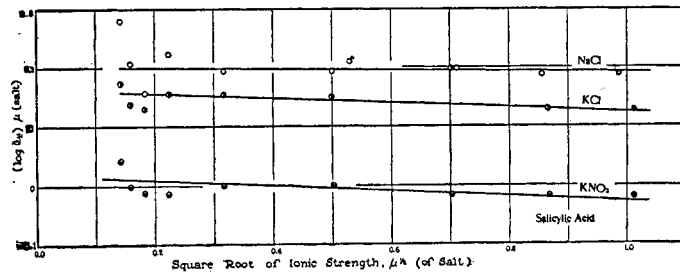
FIG. 2. ACTIVITY COEFFICIENT OF UNDISSOCIATED *o*-TOLUYLIC ACID

FIG. 3. ACTIVITY COEFFICIENT OF UNDISSOCIATED SALICYLIC ACID

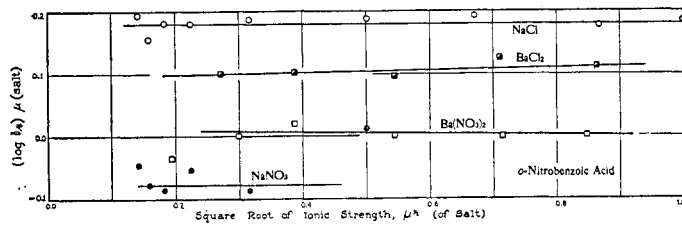
FIG. 4. ACTIVITY COEFFICIENT OF UNDISSOCIATED *o*-NITROBENZOIC ACID

TABLE I

Activity coefficient of the undissociated molecules of benzoic acid in salt solutions at 25°*

$K_{298.1} = 6.61 \times 10^{-5}$, Solubility in water = 0.02793, $m_+ \gamma_{\pm} = 0.001326$,
 $m_u^{\circ} = 0.02655$

SALT	μ	m	γ_{\pm}	m_+	m_u	γ_u	$\frac{\log \gamma_u}{\mu(\text{salt})}$
NaCl ¹¹	0.01982	0.02790	0.864	0.00153	0.02637	1.007	0.153
	0.02502	0.02783	0.862	0.00154	0.02629	1.010	0.173
	0.03320	0.02775	0.849	0.00156	0.02619	1.014	0.182
	0.05010	0.02755	0.829	0.00160	0.02595	1.023	0.197
	0.1002	0.02708	0.789	0.00168	0.02540	1.045	0.191
	0.2009	0.02607	0.755	0.00176	0.02431	1.092	0.190
	0.3356	0.02481	0.737	0.00180	0.02301	1.154	0.185
	0.5022	0.02338	0.733	0.00181	0.02157	1.231	0.180
NaNO ₃ ¹¹	0.02001	0.02794	0.872	0.00152	0.02642	1.005	0.108
	0.02501	0.02791	0.861	0.00154	0.02637	1.007	0.121
	0.03333	0.02794	0.849	0.00156	0.02638	1.007	0.091
	0.05012	0.02790	0.816	0.00163	0.02627	1.011	0.095
	0.1003	0.02780	0.789	0.00168	0.02612	1.016	0.069
	0.2009	0.02749	0.754	0.00176	0.02573	1.032	0.068
	0.3360	0.02707	0.737	0.00180	0.02527	1.051	0.065
	0.5072	0.02646	0.734	0.00181	0.02465	1.077	0.064
KCl ¹¹	0.02004	0.02791	0.872	0.00152	0.02639	1.006	0.130
	0.02540	0.02791	0.861	0.00154	0.02637	1.007	0.119
	0.03349	0.02773	0.849	0.00156	0.02617	1.015	0.193
	0.05008	0.02767	0.816	0.00163	0.02604	1.020	0.172
	0.1001	0.02727	0.784	0.00169	0.02558	1.038	0.162
	0.2008	0.02654	0.741	0.00179	0.02475	1.073	0.152
	0.3339	0.02566	0.723	0.00183	0.02383	1.114	0.140
	0.5074	0.02466	0.716	0.00185	0.02281	1.164	0.130
KNO ₃ ¹¹	0.02002	0.02795	0.872	0.00152	0.02643	1.004	0.087
	0.02501	0.02796	0.861	0.00154	0.02642	1.005	0.087
	0.03336	0.02798	0.849	0.00156	0.02642	1.005	0.087
	0.05011	0.02800	0.816	0.00163	0.02637	1.007	0.061
	0.1003	0.02803	0.784	0.00169	0.02634	1.008	0.035
	0.2011	0.02802	0.741	0.00179	0.02623	1.012	0.026
	0.3340	0.02787	0.723	0.00183	0.02604	1.020	0.026
	0.5182	0.02768	0.716	0.00185	0.02583	1.028	0.023
	0.7812	0.02731	0.716	0.00185	0.02546	1.043	0.023
	1.030	0.02694	0.723	0.00183	0.02511	1.057	0.023

TABLE 1--Continued

SALT	μ	m	γ_{\pm}	m_{+}	m_{-}	γ_u	$\frac{\log \gamma_u}{\mu(\text{salt})}$
BaCl ₂ ⁵	0.03441	0.02789	0.850	0.00156	0.02633	1.008	0.101
	0.07629	0.02775	0.795	0.00167	0.02608	1.018	0.102
	0.1425	0.02744	0.763	0.00174	0.02570	1.033	0.099
	0.2998	0.02668	0.720	0.00184	0.02484	1.069	0.097
	0.6048	0.02503	0.686	0.00193	0.02310	1.149	0.100
Ba(NO ₃) ₂ ⁵	0.03162	0.02817	0.853	0.00155	0.02662	0.997	-0.036
	0.07635	0.02823	0.795	0.00167	0.02659	0.998	-0.009
	0.1202	0.02821	0.761	0.00174	0.02647	1.003	0.011
	0.1827	0.02803	0.742	0.00179	0.02624	1.012	0.019
	0.3015	0.02785	0.718	0.00185	0.02600	1.021	0.030
	0.5130	0.02753	0.694	0.00191	0.02562	1.036	0.030
	0.6933	0.02712	0.682	0.00194	0.02518	1.054	0.033

* The citations in the tables are to the corresponding papers.

on gases and non-electrolytes was found to be small. Moreover, the contribution to the ionic strength of the weak acid is not large, and the ionic strength of the added salt is directly obtained.

The quotients in the last columns of the tables are plotted in figures 1 to 4 against the square root of the ionic strength of the added salt, again, for convenience, using this quantity rather than the square root of the ionic strength of the solution. These plots will be discussed later.

THE ACTIVITY COEFFICIENT OF THE UNDISSOCIATED MOLECULES OF ACETIC ACID IN THE PRESENCE OF SALTS FROM MEASUREMENTS OF DISTRIBUTION AND OF THE COMPOSITION OF A DISTILLATE

It seemed desirable in view of the importance of the subject to obtain evidence as to the effect of salts on the undissociated molecules of weak acids by an independent method.

Sugden (12) has measured the distribution of acetic acid between amyl alcohol and water.

If R° is the quotient of the concentration in amyl alcohol by the molality in water, and R is the corresponding ratio when the acid is dissolved, not in pure water, but in a salt solution, we shall set

$$\gamma_u = R/R^{\circ} \quad (1)$$

In so doing we neglect the small amount of ionization but as Sugden does not give his acid concentrations but only the distribution ratios, it is impossible to correct for dissociation.

TABLE 2

Activity coefficient of the undissociated molecules of ortho-toluylic acid in salt solutions at 25°

$K_{298.1} = 1.30 \times 10^{-4}$, Solubility in water = 0.008783, $m_+ \gamma_{\pm} = 0.001003$, $m_u^{\circ} = 0.007745$

SALT	μ	m	γ_{\pm}	m_+	m_u	γ_u	$\frac{\log \gamma_u}{\mu(\text{salt})}$
NaCl ⁵	0.01200	0.008825	0.892	0.001124	0.007701	1.006	0.217
	0.02500	0.008756	0.863	0.001162	0.007594	1.020	0.344
	0.05000	0.008755	0.829	0.001210	0.007545	1.027	0.231
	0.1000	0.008607	0.789	0.001271	0.007336	1.056	0.237
	0.1600	0.008433	0.765	0.001311	0.007122	1.088	0.229
	0.2500	0.008172	0.746	0.001345	0.006827	1.135	0.220
NaNO ₃ ⁵	0.01200	0.008872	0.892	0.001124	0.007748	0.999	-0.015
	0.02500	0.008874	0.863	0.001162	0.007712	1.004	0.069
	0.05000	0.008902	0.829	0.001210	0.007692	1.007	0.061
	0.1000	0.008860	0.789	0.001271	0.007589	1.021	0.090
	0.1600	0.008779	0.765	0.001311	0.007468	1.037	0.099
	0.2500	0.008710	0.746	0.001345	0.007365	1.052	0.088
BaCl ₂ ⁵	0.03600	0.008806	0.842	0.001191	0.007615	1.017	0.203
	0.07500	0.008806	0.794	0.001263	0.007543	1.027	0.154
	0.1494	0.008730	0.752	0.001334	0.007396	1.047	0.134
	0.3000	0.008451	0.718	0.001397	0.007054	1.098	0.138
	0.4800	0.008140	0.697	0.001439	0.006701	1.156	0.131
	0.7500	0.007681	0.680	0.001475	0.006206	1.248	0.128
Ba(NO ₃) ₂ ⁵	0.03600	0.008926	0.842	0.001186	0.007740	1.001	0.012
	0.07500	0.008976	0.794	0.001241	0.007735	1.001	0.006
	0.1500	0.008987	0.752	0.001325	0.007662	1.011	0.032
	0.3000	0.008919	0.718	0.001382	0.007537	1.028	0.040
	0.4800	0.008791	0.697	0.001401	0.007390	1.048	0.042
	0.7500	0.008597	0.630	0.001403	0.007194	1.077	0.043

From distillation experiments, McBain and Kam (3) give a quantity which is proportional to the partial pressure of the acetic acid over its solution divided by the concentration of undissociated molecules in the solution. From these the values of the

activity coefficient of the undissociated molecules are obtained directly. The values of γ_u and of $(\log \gamma_u)/\mu(\text{salt})$ for acetic acid in various salt solutions are given in table 5. The first column

TABLE 3
Activity coefficient of undissociated molecules of salicylic acid in salt solutions at 25°

$K_{298.1} = 1.06 \times 10^{-3}$, Solubility in water = 0.01602, $m_+ \gamma_{\pm} = 0.003591$,
 $m_u = 0.01218$

SALT	μ	m	γ_{\pm}	m_+	m_u	γ_u	$\frac{\log \gamma_u}{\mu(\text{salt})}$
NaCl ¹¹	0.02003	0.01616	0.867	0.00414	0.01202	1.013	0.280
	0.02502	0.01621	0.858	0.00418	0.01203	1.012	0.207
	0.03331	0.01629	0.845	0.00425	0.01204	1.012	0.156
	0.05000	0.01621	0.827	0.00434	0.01187	1.026	0.223
	0.0999	0.01614	0.789	0.00455	0.01159	1.051	0.216
	0.2499	0.01570	0.746	0.00481	0.01089	1.118	0.194
	0.4927	0.01463	0.733	0.00490	0.00973	1.252	0.198
	0.7325	0.01363	0.745	0.00482	0.00881	1.383	0.192
0.9714	0.01270	0.767	0.00468	0.00802	1.519	0.187	
KCl ¹¹	0.02002	0.01622	0.867	0.00414	0.01208	1.008	0.173
	0.02503	0.01626	0.858	0.00418	0.01208	1.008	0.138
	0.03331	0.01631	0.845	0.00425	0.01206	1.010	0.130
	0.05000	0.01631	0.827	0.00434	0.01197	1.018	0.155
	0.1000	0.01634	0.784	0.00458	0.01176	1.036	0.154
	0.2492	0.01608	0.732	0.00491	0.01117	1.090	0.150
	0.4915	0.01474	0.717	0.00500	0.00974	1.251	0.198
	0.7495	0.01470	0.716	0.00501	0.00969	1.257	0.133
1.004	0.01399	0.724	0.00496	0.00903	1.348	0.129	
KNO ₃ ¹¹	0.02003	0.01630	0.867	0.00414	0.01216	1.002	0.043
	0.02504	0.01635	0.858	0.00418	0.01217	1.000	0.000
	0.03324	0.01643	0.845	0.00424	0.01219	0.999	-0.011
	0.05000	0.01654	0.827	0.00434	0.01220	0.998	-0.014
	0.1004	0.01674	0.784	0.00458	0.01216	1.002	0.009
	0.2529	0.01710	0.728	0.00493	0.01217	1.000	0.000
	0.5052	0.01740	0.717	0.00501	0.01239	0.983	-0.015
	0.7528	0.01755	0.716	0.00501	0.01254	0.971	-0.017
1.004	0.01766	0.724	0.00495	0.01271	0.958	-0.018	

gives the added salt, the second the ionic strength of the added salt, the third the activity coefficient of the undissociated acid and the last the quotient of this quantity by the ionic strength μ .

The results are plotted in the usual manner in figure 5. The solid curves are for Sugden's measurements at 25° and the dotted

TABLE 4

Activity coefficient of undissociated molecules of ortho-nitrobenzoic acid in salt solutions at 25°

$$K_{298.1} = 6.12 \times 10^{-3}, \text{ solubility in water} = 0.04415, m_+ \gamma_{\pm} = 0.01334, \\ m_u^{\circ} = 0.02908$$

SALT	μ	m	γ_{\pm}	m_+	m_u	γ_u	$\frac{\log \gamma_u}{\mu(\text{salt})}$
NaCl ¹¹	0.02005	0.04453	0.849	0.01571	0.02882	1.009	0.194
	0.02502	0.04466	0.842	0.01584	0.02882	1.009	0.156
	0.03336	0.04470	0.832	0.01603	0.02867	1.014	0.181
	0.05003	0.04482	0.816	0.01635	0.02847	1.021	0.180
	0.1002	0.04493	0.781	0.01708	0.02785	1.044	0.187
	0.2513	0.04396	0.746	0.01788	0.02608	1.115	0.188
	0.4967	0.04155	0.733	0.01820	0.02335	1.245	0.192
	0.7518	0.03926	0.747	0.01786	0.02140	1.359	0.177
0.9989	0.03637	0.770	0.01732	0.01905	1.527	0.184	
NaNO ₃ ⁵	0.02001	0.04485	0.849	0.01571	0.02914	0.998	-0.046
	0.02510	0.04505	0.842	0.01584	0.02921	0.996	-0.078
	0.03338	0.04529	0.832	0.01603	0.02926	0.994	-0.085
	0.05015	0.04560	0.812	0.01635	0.02925	0.994	-0.054
	0.09986	0.04610	0.781	0.01708	0.02902	1.002	0.009
	0.2509	0.04676	0.746	0.01788	0.02888	1.007	0.012
BaCl ₂ ⁵	0.03726	0.04544	0.820	0.01627	0.02917	0.997	-0.036
	0.07317	0.04564	0.783	0.01704	0.02860	1.017	0.100
	0.1499	0.04586	0.750	0.01779	0.02807	1.036	0.103
	0.2963	0.04577	0.719	0.01855	0.02722	1.068	0.096
	0.5040	0.04433	0.694	0.01922	0.02511	1.158	0.126
	0.7383	0.04344	0.680	0.01962	0.02382	1.221	0.118
Ba(NO ₃) ₂ ⁵	0.03432	0.04555	0.825	0.01617	0.02938	0.990	-0.140
	0.08943	0.04637	0.770	0.01732	0.02905	1.001	0.005
	0.1494	0.04668	0.750	0.01779	0.02889	1.007	0.020
	0.2973	0.04747	0.719	0.01855	0.02892	1.006	0.009
	0.5109	0.04838	0.696	0.01917	0.02921	0.996	-0.004
	0.7188	0.04849	0.681	0.01959	0.02890	1.006	0.004

curves for McBain and Kam's measurements at 100°. The curves are in general in agreement with those of the non-electrolytes and weak acids previously studied. The salting-out effect

TABLE 5
Activity coefficient of acetic acid in aqueous salt solutions

SALT	μ	γ_u	$\frac{\log \gamma_u}{\mu(\text{salt})}$	SALT	μ	γ_u	$\frac{\log \gamma_u}{\mu(\text{salt})}$	
MgSO ₄ , ¹² 25°	0.4	1.013	0.014	KCl, ³ 100°	0.2520	1.047	0.079	
	1.0	1.041	0.018		0.4740	1.066	0.059	
	2.0	1.094	0.020		0.7154	1.101	0.058	
	4.0	1.229	0.022		0.9498	1.144	0.061	
	8.0	1.580	0.025		1.212	1.165	0.055	
LiCl, ¹² 25°	0.100	1.017	0.073	KBr, ¹² 25°	0.1004	1.003	0.013	
	0.251	1.046	0.078		0.2525	1.008	0.014	
	0.505	1.046	0.039		0.510	1.016	0.014	
	1.019	1.207	0.080		1.041	1.035	0.014	
	1.560	1.326	0.079		2.164	1.071	0.014	
NaCl, ¹² 25°	0.1001	1.013	0.056	K ₂ SO ₄ , ¹² 25°	0.3768	1.004	0.005	
	0.251	1.038	0.065		0.7575	1.017	0.010	
	0.5045	1.075	0.062		1.532	1.059	0.016	
	1.018	1.162	0.064		KNO ₃ , ¹² 25°	0.1256	0.994	-0.021
	2.072	1.348	0.063			0.2525	0.988	-0.021
NaCl, ³ 100°	0.1202	1.022	0.079	0.5105		0.975	-0.021	
	0.2108	1.050	0.101	1.043		0.957	-0.018	
	0.2915	1.058	0.084	KSCN, ³ 100°		0.3048	1.003	0.004
	0.4129	1.063	0.064		0.5758	1.033	0.024	
	0.6689	1.053	0.033		1.809	1.002	0.001	
1.060	1.199	0.074	2.770		1.063	0.010		
1.415	1.286	0.077	Na ₂ SO ₄ , ³ 100°		0.1050	0.992	-0.033	
2.394	1.479	0.071		0.1953	0.997	-0.007		
Na ₂ SO ₄ , ³ 100°	0.1050	0.992		-0.033	0.3312	0.992	-0.011	
	0.1953	0.997		-0.007	0.5286	0.999	-0.001	
	0.3312	0.992		-0.011	0.9270	1.023	0.011	
	0.5286	0.999	-0.001	1.688	1.076	0.019		
	0.9270	1.023	0.011	2.161	1.133	0.025		
NaC ₂ H ₃ O ₂ , ³ 100°	1.688	1.076	0.019	2.384	1.168	0.028		
	1.060	1.199	0.074	Sugar, ³ 100°	0.1027	1.005	0.021	
	1.415	1.286	0.077		0.1027	1.007	0.030	
	2.394	1.479	0.071		0.1480	1.008	0.024	
	KCl, ¹² 25°	0.1406	1.005		0.016	0.1480	1.009	0.026
0.5105		0.989	-0.009		0.2110	1.009	0.018	
1.043		0.968	-0.014	0.2110	1.010	0.020		
1.951		0.938	-0.014	0.2670	1.035	0.056		
KCl, ¹² 25°		0.1003	1.006	0.026	0.2670	1.014	0.021	
	0.2520	1.015	0.026	0.3637	1.017	0.020		
	0.5075	1.032	0.027	0.3637	1.018	0.021		
	1.031	1.064	0.026	0.5685	1.038	0.029		
	2.124	1.145	0.028	0.5685	1.035	0.026		
KCl, ¹² 25°	0.1003	1.006	0.026	1.274	1.104	0.034		
	0.2520	1.015	0.026	1.274	1.108	0.035		
	0.5075	1.032	0.027	3.096	1.349	0.042		
	1.031	1.064	0.026	3.096	1.363	0.043		
	2.124	1.145	0.028					

appears to be lower at the lower temperatures, while in the previous cases studied the effect was lower at higher temperatures. The result is inconclusive, however, as the measurements at the two temperatures were by different authors by different methods. The result by McBain and Kam (3) using sodium sulfate, is not in agreement with previous results. Sugden's (12) results show no abnormal effect with sulfates, such as is found with stronger acids, which will be discussed later.

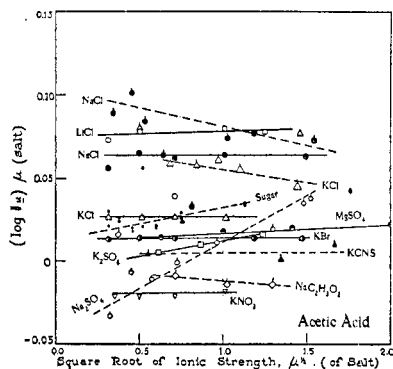


FIG. 5. ACTIVITY COEFFICIENT OF UNDISSOCIATED ACETIC ACID

DISTRIBUTION OF MONOCHLORO- AND DICHLOROACETIC ACIDS
BETWEEN NORMAL DI-BUTYL ETHER AND AQUEOUS SALT
SOLUTIONS

We will now consider experimentally the activity coefficient of two moderately strong acids. The distribution ratio was used to study the activity coefficient of the undissociated part of monochloro- and dichloroacetic acids. The former is weaker than *o*-nitrobenzoic acid, the strongest acid used in the previous studies, but the latter is much stronger. Thus, measurements with these acids, by an accurate method, make possible a more severe test of our assumptions of the mechanism of the dissociation of weak acids than has heretofore been possible.

Normal di-butyl ether was found to be the reference solvent best suited to our purpose.

PREPARATION OF MATERIALS

Normal di-butyl ether obtained from the Eastman Kodak Company was treated successively with dilute sulfuric acid, sodium carbonate, and metallic sodium and then subjected to a series of fractional distillations. The fraction which distilled between 141.5 and 142.8° was used.

The monochloroacetic acid was a student preparation. Its melting point was 63°, and the equivalent weight corresponded to the formula.

The dichloroacetic acid was obtained from the Eastman Kodak Company. Considerable difficulty was experienced in the final purification. After some ten fractional crystallizations its melting point was 12.5°, and the equivalent weight was 0.7 per cent too low. A Carius halogen determination indicated that the impurity was probably monochloroacetic acid, no inorganic acid being present. Fractional distillation failed to improve the acid but an extended series of fractional crystallizations gave 200 cc. of acid of M.P. 13.00° and an equivalent weight 0.2 per cent low, which was used in the experiments.

CALCULATION OF THE ACTIVITY COEFFICIENT OF THE UNDISSOCIATED PART OF A WEAK ACID FROM DISTRIBUTION EXPERIMENTS

From distribution data the calculation of the activity coefficient of the undissociated molecules is slightly more involved than in the case of solubility determinations in which the activity of the solid phase is constant. We assume that at a given mol fraction,¹ N , in the non-aqueous layer, the activity is fixed. Then $m_{\pm}\gamma_{\pm}$ ² is fixed and as $m_{+} = m_{-}$ we have $m_{+}\gamma_{\pm}$ also fixed. Calculating $m_{+}\gamma_{\pm}$ and m_u° for various total molalities of the weak acid in pure aqueous solutions, we plot them against the values

¹ The stoichiometric mol fraction of the acid will be designated as N in the non-aqueous layer, the molality of the hydrogen ion as m_{+} , of the acid ion as m_{-} , and of the undissociated acid as m_u in the presence of salt and m_u° in pure acid solutions of total stoichiometric molality, m . The activity coefficient of the undissociated part will be called γ_u , and other symbols have the same meaning as those used by Lewis and Randall (Thermodynamics and the Free Energy of Chemical Substances, McGraw-Hill Book Co., New York, 1923).

of N found to be in equilibrium with solutions of these strengths. In the presence of salts we then determine total acid molality, m , in the aqueous layer, and the mol fraction of acid in the non-aqueous layer.

We may assume that the mean activity coefficient of the dissociated part of the acid is the same as that of hydrochloric acid at the same ionic strength. This assumption is not fully justified, for undoubtedly a part of the abnormality of the activity coefficient of hydrochloric acid arises from the "hydration" of the ions. But in moderately concentrated solutions all strong acids behave more or less like hydrochloric acid. The activity coefficients of sodium and potassium acetates were shown by Randall, McBain and White (6) to approximate closely or even exceed those of the corresponding chlorides. The effect of an error in this assumption is greater in the case of dichloroacetic acid, since the proportion of the ions is greater.

Reading $m_+\gamma_{\pm}$ from the plot of $m_+\gamma_{\pm}$ vs. N , and dividing by γ_{\pm} of hydrochloric acid we obtain m_+ . The molality of the undissociated molecules is $m_u = m - m_+$. From the plot of m_u° against N we then obtain m_u° , the molality of undissociated molecules in equilibrium with the given value of N in pure aqueous solutions, whence

$$\gamma_u = m_u^{\circ}/m_u \quad (2)$$

The method of calculation here used makes no assumption of a constant proportionality of the activity of the acid to its mol fraction in the butyl ether phase. The only assumption made is that a given mol fraction in the ether phase represents the same activity of the acid in either pure water or a salt solution, which is in equilibrium.

THE DISTRIBUTION OF MONOCHLORO- AND DICHLORO-ACETIC ACIDS BETWEEN NORMAL DI-BUTYL ETHER AND WATER AT 25°

Our assumption that the activity is determined by the mol fraction N in the non-aqueous layer involves the assumption that neither water nor salts enter the butyl ether phase, so as to change the activity of the acid. The absence of salts was in all cases

proved by flame tests and tests for the anions. The solubility of dibutyl ether in pure water or in water containing the acids in the concentrations used in the experiments was in all cases less than 0.1 per cent.

The solubility of water in an ether solution in equilibrium with *M* monochloro-acetic acid is 0.25 per cent. The solubility of

TABLE 6
Distribution of monochloroacetic acid between water and normal di-butyl ether at 25°

$D \frac{25^\circ}{4^\circ}$	<i>m</i>	<i>N</i>	$D \frac{25^\circ}{4^\circ}$	<i>m</i>	<i>N</i>
0.994	0.07867	0.003688	0.996	0.1410	0.006808
0.995	0.08840	0.004167	0.999	0.2152	0.01057
0.995	0.08924	0.004146	0.999	0.2206	0.01083
0.995	0.08979	0.004211	1.009	0.5202	0.02580
0.995	0.09970	0.004724	1.010	0.5483	0.02689
0.995	0.1025	0.004896	1.010	0.5502	0.02729
0.995	0.1030	0.004899	1.010	0.5590	0.02771
0.995	0.1062	0.005056	1.023	1.047	0.05080
0.996	0.1356	0.006542	1.025	1.067	0.05155
0.997	0.1373	0.006626	1.025	1.096	0.05292

TABLE 7
Distribution of dichloroacetic acid between water and normal di-butyl ether at 25°

$D \frac{25^\circ}{4^\circ}$	<i>m</i>	<i>N</i>	$D \frac{25^\circ}{4^\circ}$	<i>m</i>	<i>N</i>
0.994	0.04222	0.007855	1.000	0.1400	0.04129
0.994	0.04263	0.007946	1.001	0.1601	0.04861
0.997	0.07682	0.01862	1.001	0.1654	0.05033
0.997	0.08928	0.02283	1.003	0.2055	0.06574
0.998	0.1068	0.02885	1.004	0.2213	0.07182
0.999	0.1225	0.03471			

water in dibutyl ether containing dichloroacetic acid of about the concentration with which we worked is less than 0.3 per cent. The mol fraction of anhydrous monochloroacetic acid in dry normal di-butyl ether at 0° was 0.270, and with 0.25 per cent water present in the ether the mol fraction (neglecting the water in the ether phase) was 0.275. These values are identical within the limits of error of these crude experiments.

Some of the equilibria were obtained by agitating the layers gently by hand, the greater part were mechanically rotated, and gave the same result. Samples were driven by air pressure through glass tubes, containing a plug of cotton wool into the weighing bottles. The first 30 cc. were rejected in all cases. The distribution experiments with pure acid were repeated at the end of the series. From the fact that the distribution ratios were

TABLE 8
Dissociation constant of monochloroacetic acid¹³ at 25°
 $K_{298.1} = 0.00139$

c	Δ	Δ/Δ°	$\Lambda_{m^+} + \Lambda_{m^-}$	α	$c\alpha^2/(1-\alpha)$	γ_{\pm}^2	$\alpha^2 c \gamma_{\pm}^2 / (1-\alpha)$
0.000976	265.6	0.688	384.6	0.6906	0.001505	0.943	0.00142
0.001953	219.1	0.569	383.7	0.5710	0.001484	0.928	0.00138
0.003906	174.8	0.453	382.5	0.4566	0.001499	0.910	0.00136
0.007813	136.1	0.353	381.2	0.3570	0.001549	0.891	0.00138
0.01563	103.2	0.267	379.6	0.2719	0.001587	0.871	0.00138
0.03125	77.2	0.200	377.6	0.2044	0.001641	0.847	0.00139
0.0625	56.6	0.147	375.2	0.1509	0.001676	0.821	0.00138

TABLE 9
Dissociation constant of dichloroacetic acid¹⁴ at 25°

c	Δ_0	Δ/Δ°	$\Lambda_{m^+} + \Lambda_{m^-}$	α	$c\alpha^2/(1-\alpha)$	γ_{\pm}^2	$\alpha^2 c \gamma_{\pm}^2 / (1-\alpha)$
0	385.6						
0.003906	359.2	0.932	376.7	0.9535	0.07638	0.876	0.06691
0.007813	338.7	0.887	374.2	0.9051	0.06744	0.838	0.05651
0.01563	309.7	0.803	371.1	0.8346	0.06581	0.795	0.05232
0.03125	273.1	0.708	367.3	0.7435	0.06735	0.749	0.05045
0.06250	231.6	0.601	362.9	0.6382	0.07359	0.706	0.05195
0.1250	190.2	0.493	358.3	0.5309	0.07511	0.662	0.04972

unchanged we may conclude that the butyl ether had not been altered.

The results of the distribution measurements with the pure acids are given in tables 6 and 7. The first column gives the density of the aqueous phase, the second the molality (mols per 1000 grams in vac.) and the third the mol fraction of the acid in the normal di-butyl ether phase.

DISSOCIATION CONSTANT AND CONCENTRATION OF THE
UNDISSOCIATED PART OF THE ACIDS

Before presenting the results of the distribution measurements in aqueous salt solutions we will explain the calculation of the dissociation constants of the acids from conductivity data, and the method of obtaining the molality of the undissociated part of the acids. The calculations of the dissociation constants by the method proposed by Sherrill and Noyes (9) are given in table 8 (Ostwald (13)) table 9, (Kendall (14)), and table 10 (Schreiner (15)). The first columns give the concentration (mols per liter), and the second the equivalent conductance, Λ , in reciprocal international

TABLE 10
*Dissociation constant of dichloroacetic acid*¹⁵ at 18°
 $K_{291.1} = 0.0583$; $K_{298.1} = 0.0553$

c	Λ	Λ/Λ°	$\Lambda_{m^+} + \Lambda_{m^-}$	α	$c\alpha^2/(1-\alpha)$	γ_{\pm}^2	$c\alpha^2\gamma_{\pm}^2/(1-\alpha)$
0.0	344.8						
0.001	336.7	0.977	342.0	0.9845	0.06253	0.931	0.0582
0.002	332.5	0.965	341.0	0.9751	0.07637	0.906	0.0692
0.005	316.0	0.917	338.9	0.9324	0.06430	0.864	0.0556
0.01	298.3	0.866	336.7	0.8860	0.06886	0.823	0.0567
0.02	274.8	0.797	333.8	0.8162	0.07249	0.778	0.0564
0.05	231.6	0.672	329.0	0.7040	0.08400	0.715	0.0601
0.1	195.2	0.566	324.6	0.6014	0.09074	0.671	0.0609
0.2	157.6	0.457	320.3	0.4920	0.09530	0.632	0.0602

ohms. The third columns give Λ/Λ° the approximate degree of dissociation. From the first and third columns we obtain the ionic strength of the solution. The fourth column headed $\Lambda_{m^+} + \Lambda_{m^-}$ gives the sum of the conductances of the positive and negative ions in a solution of the ionic strength equal to the one being measured. The quotient of the corresponding figure of the second column by this quantity gives the true degree of dissociation α (column five). The stoichiometric dissociation constant (column six) is equal to $\alpha^2c/(1-\alpha)$, and to obtain the thermodynamic or true dissociation constant (column eight) we multiply by the square of the activity coefficient of hydrochloric acid (16) (column seven) in a solution of the same ionic strength.

Schreiner (15) obtained $K_{291} = 0.0583$ for dichloroacetic acid, which with the heat of dissociation given by Steinwehr (17) gives $K_{298} = 0.0553$ which is in good agreement with the less concordant measurements of Kendall (14). We shall use the value calculated from Steinwehr's measurements.

To obtain the total molality of each acid in equilibrium with various concentrations of its ions we have calculated tables 11 and

TABLE 11

Calculation of undissociated part of monochloroacetic acid in equilibrium with various concentrations of ions

$$K_{298.1} = 0.00139$$

m_+	γ_{\pm}	$(m_+ \gamma_{\pm})^2$	m_u°	m	N	$m_+ \gamma_{\pm}$
0.0100	0.903	0.00008154	0.05866	0.06866	0.00320	0.00903
0.0125	0.893	0.0001245	0.08957	0.1021	0.00486	0.01116
0.0150	0.886	0.0001766	0.1271	0.1421	0.00684	0.01329
0.0175	0.879	0.0002365	0.1701	0.1876	0.00912	0.01538
0.0200	0.873	0.0003049	0.2194	0.2394	0.01174	0.01746

TABLE 12

Calculation of undissociated part of dichloroacetic acid in equilibrium with various concentrations of its ions

$$K_{298.1} = 0.0553$$

m_+	γ_{\pm}	$m_+ m_- \gamma_{\pm}^2$	m_u°	m	N	$m_+ \gamma_{\pm}$
0.04	0.840	0.001129	0.02042	0.06042	0.0134	0.03360
0.05	0.828	0.001714	0.03099	0.08099	0.0200	0.04140
0.06	0.819	0.002415	0.04367	0.1037	0.0278	0.04914
0.07	0.811	0.003223	0.05828	0.1283	0.0368	0.05677
0.08	0.804	0.004137	0.07481	0.1548	0.0466	0.06432
0.09	0.799	0.005170	0.09350	0.1835	0.0574	0.07190
0.10	0.795	0.006320	0.1143	0.2143	0.0691	0.0795

12. The first column gives the molality of hydrogen ion, which is equal to the molality of acid ion, in the solution which we are considering. The second column gives the activity coefficient in a solution of this ionic strength. The third column gives $m_+ m_- \gamma_{\pm}^2 = K m_u \gamma_u$. Dividing by the dissociation constant we obtain the activity of the undissociated molecules.

We have found the salting out effect of acids upon non-elec-

trolytes to be very small. As the effect of salts on non-electrolytes and weak acids was about the same, we, therefore, neglected the salting out effect of the ions of the acid itself upon the activity coefficient of the undissociated part. Any error in this assumption will be partially cancelled out because the mean molality of the acid and hydrogen ions is approximately constant. Therefore, if we take the activity coefficient of the undissociated molecules in pure solutions of the acids as equal to unity, we set $m_+m_- \gamma_{\pm}^2/K = m_u^\circ$, (fourth column). The total molality which is the sum of undissociated and dissociated molecules is given in the column headed m . The column N shows the mol fraction of acid in butyl ether found to be in equilibrium with a pure aqueous solution of acid of the given molality, m . The column of $m_+\gamma_{\pm}$ is also given. Plots are then made of $m_+\gamma_{\pm}$ against N , and of m_u° against N .

THE DISTRIBUTION OF MONOCHLORO- AND DICHLOROACETIC ACIDS
BETWEEN AQUEOUS SALT SOLUTIONS AND NORMAL DI-
BUTYL ETHER AT 25°

The results of the distribution measurements with the acids in aqueous solutions without a common chloroacetate ion are given in tables 13 and 15. The first columns give the densities, the second the ionic strengths of the salts, the third the molalities of the acids and the fourth their mol fractions in the butyl ether. The fifth columns, γ_{\pm} , are the activity coefficients of hydrochloric acid in a mixture of hydrochloric acid and barium chloride of the ionic strength in the second columns and the same fraction of acid as determined by Randall and Breckenridge (8), or the activity coefficient of hydrochloric acid in a mixture with sodium or potassium chloride as determined by Harned and Åkerlöf (18) recalculated to give 0.795 at 0.1 M . The activity coefficient in mixtures with potassium bromide, potassium nitrate, sodium monochloroacetate and sodium dichloroacetate was arbitrarily assumed to be the same as that with the chlorides. The mol fraction in the ether phase fixes the activity $m_+m_-\gamma_{\pm}^2$ and therefore since $m_+ = m_-$ we know $m_+\gamma_{\pm}$ (columns six). Reading $m_+\gamma_-$ from the plot of $m_+\gamma_{\pm}$ against N and dividing by the value

TABLE 13
Monochloroacetic acid in aqueous salt solutions at 25°

$D \frac{25^\circ}{4^\circ}$	μ_{SALT}	m	N	γ_{\pm}	$m_+ \gamma_{\pm}$	m_+	m_u	m_u°	γ_u	$\frac{\log \gamma_u}{\mu (\text{salt})}$
In sodium chloride solutions										
0.999	0.100	0.1017	0.004846	0.789	0.01114	0.0141	0.0876	0.0895	1.022	0.094
1.003	0.200	0.1017	0.004915	0.755	0.01120	0.0148	0.0869	0.0907	1.044	0.094
1.015	0.500	0.0980	0.004977	0.733	0.01129	0.0154	0.0826	0.0920	1.114	0.094
1.033	1.000	0.0954	0.005338	0.770	0.01170	0.0152	0.0802	0.0985	1.228	0.089
1.070	2.000	0.1018	0.006956	0.896	0.01339	0.0149	0.0869	0.1288	1.482	0.085
1.102	3.000	0.0898	0.007271	1.094	0.01372	0.0125	0.0773	0.1350	1.746	0.081
In barium chloride solutions										
1.008	0.200	0.1084	0.005177	0.740	0.01154	0.0156	0.0928	0.0955	1.029	0.062
1.025	0.497	0.0991	0.004829	0.705	0.01115	0.0158	0.0833	0.0893	1.072	0.061
1.054	0.988	0.1013	0.005230	0.690	0.01154	0.0167	0.0846	0.0965	1.141	0.059
1.108	1.950	0.0995	0.005693	0.720	0.01210	0.0168	0.0827	0.1053	1.275	0.054
In potassium chloride solutions										
1.018	0.500	0.1058	0.005038	0.717	0.01139	0.0159	0.0899	0.0931	1.035	0.030
1.018	0.500	0.0991	0.004704	0.717	0.01098	0.0153	0.0838	0.0865	1.032	0.027
1.039	1.000	0.0993	0.004780	0.722	0.01106	0.0153	0.0840	0.0877	1.044	0.019
1.039	1.000	0.1022	0.004984	0.722	0.01131	0.0157	0.0865	0.0922	1.066	0.028
In potassium bromide solutions										
1.036	0.500	0.1008	0.004680	0.717	0.01094	0.0153	0.0855	0.0865	1.012	0.009
1.075	1.000	0.1036	0.004829	0.722	0.01115	0.0154	0.0882	0.0893	1.012	0.005
In potassium nitrate solutions										
1.024	0.500	0.1042	0.004580	0.717	0.01079	0.0150	0.0892	0.0845	0.947	-0.047
1.052	1.000	0.1074	0.004576	0.722	0.01079	0.0149	0.0925	0.0843	0.911	-0.041

TABLE 14
Monochloroacetic acid in sodium monochloroacetate solutions at 25°

$D \frac{25^\circ}{4^\circ}$	μ_{NaAcCl}	m	N	γ_{\pm}	$m_+ m_- \gamma_{\pm}^2 \times 10^4$	$m_+ m_- \times 10^4$	m_+	m_u	m_u°	γ_u	$\frac{\log \gamma_u}{\mu (\text{salt})}$
1.009	0.2010	0.1265	0.006699	0.552	1.725	3.125	0.0015	0.1250	0.1246	0.997	-0.006
1.028	0.527	0.0897	0.004729	0.512	1.210	2.363	0.0005	0.0892	0.0875	0.980	-0.017
1.057	1.032	0.0994	0.005054	0.523	1.290	2.467	0.0002	0.0992	0.0934	0.942	-0.025

of γ_{\pm} given in the table we obtain m_{+} (columns seven), the molality of hydrogen ion. We subtract m_{+} from the total molality m and obtain m_u , the molality of undissociated acid. (Columns eight). But from our m_u° vs. N plot we find that a pure aqueous solution

TABLE 15
Dichloroacetic acid in aqueous salt solutions at 25°

$D \frac{25^{\circ}}{4^{\circ}}$	μ_{SALT}	m	N	γ_{\pm}	$m_{+}\gamma_{\pm}$	m_{+}	m_u	m_u°	γ_u	$\frac{\log \gamma_u}{\mu (\text{salt})}$
In sodium chloride solutions										
1.005	0.100	0.1651	0.05013	0.758	0.0669	0.0883	0.0768	0.0807	1.051	0.216
1.009	0.200	0.1703	0.05287	0.741	0.0689	0.0930	0.0773	0.0856	1.107	0.221
1.020	0.500	0.1644	0.05424	0.736	0.0698	0.0948	0.0696	0.0879	1.263	0.203
1.038	1.000	0.1487	0.05526	0.779	0.0705	0.0905	0.0582	0.0898	1.543	0.188
In barium chloride solutions										
1.013	0.200	0.1843	0.05624	0.735	0.0711	0.0968	0.0875	0.0915	1.046	0.097
1.027	0.497	0.1751	0.05327	0.715	0.0692	0.0968	0.0783	0.0863	1.103	0.086
1.031	0.497	0.1699	0.05146	0.715	0.0679	0.0950	0.0749	0.0830	1.108	0.090
1.058	0.988	0.1638	0.05254	0.710	0.0687	0.0968	0.0670	0.0850	1.268	0.104
1.112	1.950	0.1557	0.05764	0.745	0.0721	0.0968	0.0589	0.0939	1.594	0.104
In potassium nitrate solutions										
1.031	0.500	0.1751	0.05101	0.715	0.0675	0.0944	0.0807	0.0824	1.021	0.018
1.059	1.000	0.1782	0.05193	0.726	0.0682	0.0939	0.0841	0.0838	0.996	-0.002

TABLE 16
Dichloroacetic acid in potassium dichloroacetate solutions at 25°

$D \frac{25^{\circ}}{4^{\circ}}$	μKAcCl_2	m	N	γ_{\pm}	$m_{+}m_{-}\gamma_{\pm}$	$m_{+}m_{-}$	m_{+}	m_u	m_u°	γ_u	$\frac{\log \gamma_u}{\mu (\text{salt})}$
1.007	0.1083	0.1201	0.04550	0.599	0.004032	0.006729	0.0440	0.0761	0.0728	0.09566	-0.178
1.018	0.2667	0.0880	0.03815	0.532	0.003352	0.006301	0.0218	0.0662	0.0610	0.09215	-0.133
1.047	0.6273	0.0753	0.03391	0.510	0.002970	0.005824	0.0915	0.0661	0.0535	0.08094	-0.146

of the acid of a molality m_u° (columns nine) in undissociated molecules is also in equilibrium with the mol fraction N in butyl ether and therefore has the same activity. Then, $m_u \gamma_u = m_u^{\circ}$. As γ_u° the activity coefficient of undissociated molecules in a

pure solution of the acid is equal to unity we have $\gamma_u = m_u^\circ/m_u$. Columns 10 give the activity coefficient of undissociated acid molecules, γ_u . Columns 11 give the logarithm of the activity coefficient of undissociated acid molecules divided by the ionic strength of the salt solution.

Tables 14 and 16 present measurements made in the presence of a common anion. The calculation is very similar. We ob-

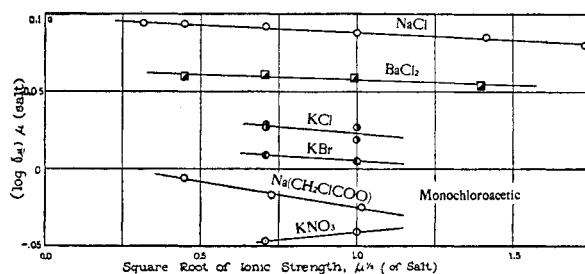


FIG. 6. ACTIVITY COEFFICIENT OF UNDISSOCIATED MONOCHLOROACETIC ACID

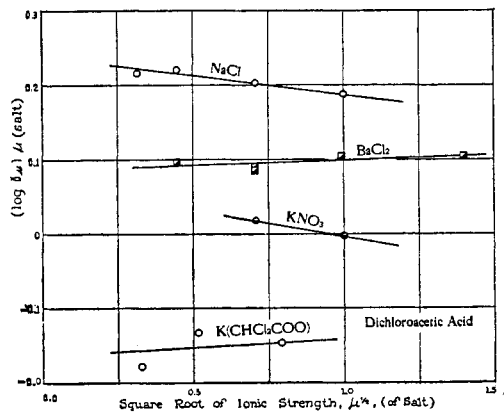


FIG. 7. ACTIVITY COEFFICIENT OF UNDISSOCIATED DICHLOROACETIC ACID

serve m and n . From the plot against n we obtain $m_{\pm}\gamma_{\pm}$ in pure acid solution in equilibrium with a butyl ether phase of the same mol fraction. Squaring this, one obtains $(m_{\pm}\gamma_{\pm})^2$ in pure solution and this equals $m_{\pm}m_{\pm}\gamma_{\pm}^2$ in any solution of the same activity with or without a common ion. We have given the

molality of acid anion added as the salt. By successive approximations we find m_+ and m_- such that m_- (total) $- m_-$ (added anion) $= m_+$ and m_- (total) $\cdot m_+ \gamma_{\pm}^2 = m_+ m_- \gamma_{\pm}^2$ obtained above. Then $m_u = m - m_+$ and again $\gamma_u = m_u^\circ / m_u$.

The results are plotted in figures 6 and 7 in which the ordinate is the quotient of the logarithm of the activity coefficient of the undissociated molecules by the ionic strength of the salt. For convenience the square root of the ionic strength of the added salt rather than of the solution was used as the abscissae of the plots.

DISCUSSION OF THE ACTIVITY COEFFICIENT OF THE UNDISSOCIATED PART OF MONOCHLORO- AND DICHLOROACETIC ACIDS

The plots of figures 6 and 7 show a striking similarity to similar plots of the gases, non-electrolytes and weak acids studied in the previous papers. The magnitude of the salting out effect is small with acetic acid, is slightly larger with monochloro- and largest with dichloroacetic acid.

The curves are nearly horizontal, and therefore give additional evidence as to the validity of the prediction made in the earlier paper that the quotient of the logarithm of the activity coefficient of a non-electrolyte or of the undissociated part of a weak acid by the ionic strength of the added salt is approximately a constant. However, we must remember that certain assumptions regarding the ions were made, namely, that the activity coefficient of the dissociated ions was the same as that of hydrochloric acid at the same ionic strength, and second, that the salting out effect of the dissociated part of the acid itself was negligible. The dissociated part of the acid contributes from 0.4 to 12 per cent in the case of monochloro- and from 5 to 40 per cent in the case of the dichloroacetic acid. The salting out effect of the common chloroacetate ion is negative, for the effect of sodium and potassium ions is predominately positive. We have not, however, attempted to make a correction for this effect.

We have also neglected the activity coefficient of the undissociated part of the acid in the pure aqueous solutions. In the case of acetic acid it is small, but its magnitude in the substituted acids is unknown.

THE ACTIVITY OF WEAK ACIDS IN AQUEOUS SULFATE SOLUTIONS

When sulfates are added to solutions of weak acids, there is a distribution of the hydrogen ion constituent between the weak acid ion and the hydrosulfate ion. We have as yet insufficient data to fully consider such cases. We show in figure 8 the ratio of the molality of several acids in pure water, to the molality in a sulfate solution in which its activity has the same value (19).

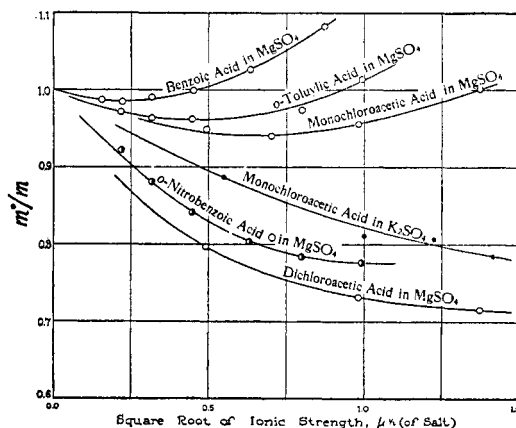


FIG. 8. "ACTIVITY COEFFICIENT" AT CONSTANT ACTIVITY OF WEAK ACIDS IN AQUEOUS SULFATE SOLUTIONS AT 25°C.

GENERAL DISCUSSION

The results of this and the preceding papers are summarized in table 17. In this table we have assembled the data under the head of the added salt, which is given in the first column. The second column gives the non-electrolyte or weak acid, and the third the average value of the quotient of the logarithm of the activity coefficient by the ionic strength of the added salt.

In examining the table we find that the salting-out effect of the salts is about the same upon the undissociated part of the weak acids as upon gases and non-electrolytes. The effect is small for acetic, somewhat larger for monochloroacetic, and largest for dichloroacetic acid. As was pointed out in the article dealing with gases, if the relation of Debye and McAulay is true

TABLE 17

Summary of all calculations on activity coefficients of undissociated weak acids and non-electrolytes

ADDED SALT	SUBSTANCE	$\frac{\log \gamma}{\mu(\text{salt})}$	ADDED SALT	SUBSTANCE	$\frac{\log \gamma}{\mu(\text{salt})}$	
HCl	O ₂	0.036	AlCl ₃	H ₂	0.028	
	H ₂	0.020		C ₂ H ₂	0.044	
	N ₂ O	0.016		b	0.070	
	H ₂ SO ₄	CO ₂	0.009	Al ₂ (SO ₄) ₃	N ₂ O	0.046
		H ₂ S	0.014		C ₂ H ₂	0.043
		a	-0.036	Al(NO ₃) ₃	N ₂ O	0.045
HNO ₃		O ₂	0.030		C ₂ H ₂	0.023
	H ₂	0.018	MgCl ₂		C ₂ H ₂	0.055
	CO ₂	0.017		MgSO ₄	H ₂	0.057
	H ₂ S	0.052	N ₂ O		0.070	
ZnSO ₄	O ₂	0.023	C ₂ H ₂		0.064	
	H ₂	0.007	b		0.075	
	N ₂ O	-0.014	Mg(NO ₃) ₂	N ₂ O	0.035	
	CO ₂	-0.022		C ₂ H ₂	0.026	
	a	-0.025	CaCl ₂	H ₂	0.065	
Zn(NO ₃) ₂	N ₂ O	0.061		N ₂ O	0.064	
	C ₂ H ₂	0.061		C ₂ H ₂	0.058	
Cu(NO ₃) ₂	N ₂ O	0.065	Ca(NO ₃) ₂	N ₂ O	0.040	
	MnSO ₄	N ₂ O		0.059	C ₂ H ₂	0.027
C ₂ H ₂		0.056	BaCl ₂	N ₂	0.120	
FeSO ₄	N ₂ O	0.033		N ₂ O	0.073	
	C ₂ H ₂	0.061		CO ₂	0.060	
FeCl ₃	C ₂ H ₂	0.030		C ₂ H ₂	0.065	
				b	0.075	
	Fe ₂ (SO ₄) ₃	c	0.100			
		N ₂ O	0.027	d	0.134	
		C ₂ H ₂	0.027	e	0.105	
CoSO ₄	N ₂ O	0.081	ClAc	0.056		
	C ₂ H ₂	0.061	Cl ₂ Ac	0.098		
NiSO ₄	N ₂ O	0.080	Ba(NO ₃) ₂	c	0.030	
	C ₂ H ₂	0.066		d	0.040	
Cr ₂ (SO ₄) ₃	N ₂ O	0.022		e	0.004	
	C ₂ H ₂	0.021	LiOH	NH ₃	0.080	

TABLE 17—Continued

ADDED SALT	SUBSTANCE	$\frac{\log \gamma}{\mu(\text{salt})}$	ADDED SALT	SUBSTANCE	$\frac{\log \gamma}{\mu(\text{salt})}$				
LiCl	H ₂	0.066	Na ₂ SO ₄	N ₂ O	0.110				
	N ₂ O	0.084		H ₂ S	0.180				
	NH ₃	-0.020		C ₂ H ₂	0.100				
	Ac	0.075		I ₂	0.107				
LiBr	NH ₃	-0.035		NaNO ₂	<i>b</i>	0.130			
					LiI	NH ₃	-0.062	H ₂	0.082
N ₂ O	0.072								
H ₂ S	0.034								
C ₂ H ₂	0.050								
LiNO ₂	<i>b</i>	-0.012	I ₂		0.045				
NaOH	O ₂	0.188	<i>a</i>		-0.130				
	H ₂	0.140	<i>b</i>		0.020				
	NH ₃	0.090	<i>c</i>		0.064				
NaCl	O ₂	0.133	<i>d</i>		0.089				
	H ₂	0.094	<i>f</i>	-0.078					
	N ₂	0.200	NaH ₂ PO ₄	I ₂	0.140				
	N ₂ O	0.100							
	H ₂ S	0.060	NaAc	Ac	-0.014				
	NH ₃	0.027	NaClAc	ClAc	-0.016				
	C ₂ H ₂	0.093							
	<i>a</i>	0.089							
	<i>b</i>	0.013				KOH	O ₂	0.175	
	<i>c</i>	0.191					H ₂	0.120	
	<i>d</i>	0.232					N ₂ O	0.130	
	<i>e</i>	0.180					NH ₃	0.120	
	<i>f</i>	0.196					KCl	H ₂	0.080
	Ac	0.066						N ₂ O	0.081
ClAc	0.088	CO ₂				0.063			
Cl ₂ Ac	0.204	H ₂ S	0.054						
NaClO ₂	<i>b</i>	0.033	NH ₃	0.035					
			C ₂ H ₂	0.064					
NaClO ₄	<i>b</i>	-0.020	<i>a</i>	0.034					
			<i>b</i>	0.120					
NaBr	N ₂ O	0.090	<i>c</i>	0.152					
	H ₂ S	0.016	<i>f</i>	0.140					
	NH ₃	-0.014	Ac	0.033					
	C ₂ H ₂	0.080	ClAc	0.026					
NaI	NH ₃	-0.025	KClO ₃	NH ₃	0.064				
	<i>b</i>	-0.030				<i>b</i>	0.020		

TABLE 17—Concluded

ADDED SALT	SUBSTANCE	$\frac{\log \gamma}{\mu(\text{salt})}$	ADDED SALT	SUBSTANCE	$\frac{\log \gamma}{\mu(\text{salt})}$				
KBr	N ₂ O	0.068	KCl ₂ Ac	Cl ₂ Ac	-0.150				
	CO ₂	0.050							
	H ₂ S	0.006	KSCN	Ac	0.010				
	NH ₃	0.062							
	C ₂ H ₂	0.050	RbCl	N ₂ O	0.076				
	<i>b</i>	0.055							
	Ac	0.014							
	ClAc	0.008							
KBrO ₃	NH ₃	0.043	RbNO ₃	<i>b</i>	-0.050				
KI	N ₂ O	0.015	CsCl	N ₂ O	0.058				
						CO ₂	CO ₂	0.042	
			CsNO ₃	<i>b</i>	-0.130				
						NH ₃	-0.010		
								<i>b</i>	-0.060
						KIO ₃	NH ₃		
KIO ₄	N ₂ O	0.055	CO ₂	0.020					
					K ₂ SO ₄	O ₂	0.104	NH ₄ Br	N ₂ O
H ₂ S	0.130	H ₂ S	-0.018						
				NH ₃					
C ₂ H ₂	0.082	(NH ₄) ₂ SO ₄	C ₂ H ₂						
				<i>b</i>	0.120	NH ₄ NO ₃	H ₂	0.010	
H ₂	0.062	N ₂ O	0.008						
				N ₂ O	0.047				H ₂ S
CO ₂	0.031	<i>b</i>	-0.070						
				H ₂ S	0.018				KNO ₃
NH ₃	0.033	<i>a</i>	N ₂ O						
				C ₂ H ₂	0.030	<i>b</i>	CO ₂	0.022	
<i>a</i>	-0.160	Sugar	H ₂						0.050
				<i>b</i>	0.000	CO ₂	-0.010		
<i>c</i>	0.025	Ac	0.025						
				<i>f</i>	-0.006	Urea	N ₂	0.000	
Ac	-0.020	N ₂ O	-0.004						
				ClAc	-0.043	H ₂ S	-0.027		
Cl ₂ Ac	0.010	K ₂ CO ₃	H ₂					0.090	

(*a*) *o*-nitrobenzaldehyde; (*b*) phenylthiourea; (*c*) benzoic acid; (*d*) *o*-toluyllic acid; (*e*) *o*-nitrobenzoic acid; (*f*) salicylic acid; (*g*) chloral hydrate; (Ac) acetic acid; (ClAc) monochloroacetic acid; (Cl₂Ac) dichloroacetic acid.

then the ratio of $(\log \gamma)/\mu$ for one non-electrolyte to $(\log \gamma)/\mu$ for another non-electrolyte within the group should be the same as the ratio for the same non-electrolytes in another group. We note that this is qualitatively the rule for the weak acids as well as for non-electrolytes.

It is difficult to interpret negative values of $(\log \gamma)/\mu$. In general nitrates and organic anions give very small or negative values of $(\log \gamma)/\mu$ and the bromides and iodides in several cases are negative. The iodides have large ionic radii in the Debye and Hückel sense, while the ionic radius of nitrates is thought to be quite small (20).

It must be remembered, however, that to some extent the values of the function which we are considering are dependent on the units chosen for expressing concentrations. For example if we were to use the ratio of the activity of the undissociated substance to its mol fraction, then the activity coefficient would have different values in moderately concentrated solutions. Further generalizations do not seem possible at the present time.

In the case of the added sulfates the quantity m°/m defines a quantity which is analogous to the activity coefficient for solutions of the same activity. The quantity m°/m is lowered by a larger amount the larger the dissociation constant of the acid. This is in agreement with an assumption of a larger amount of hydrosulfate ion formed with the stronger acid. The ordinary salting-out effect, which is pronounced in the case of sulfates on non-electrolytes, is more noticeable with the weaker acids.

GENERAL SUMMARY

The activity coefficient of gases, of solid non-electrolytes, and of the undissociated part of weak acids, has been considered as the measure of the deviation of the properties of these substances from the laws of the perfect solution.

The quotient of the logarithm of the activity coefficient of the gases and of the non-electrolytes by the quotient of the ionic strength in aqueous salt solutions is approximately constant.

This constant varies with the salt or the non-electrolyte being considered.

The value of this constant, which may be called the salting-out effect, may be used as the basis for arranging a salting-out series of the ions. In the series so arranged, the valence of the ion has little effect in determining the order.

The distribution of monochloro- and dichloroacetic acid between aqueous salt solutions and normal di-butyl ether has been determined.

If the simple assumption that the dissociated part of weak acids acts in the presence of added salts in the same way as the ions of hydrochloric acid, then the quotient of the logarithm of the activity coefficient of the undissociated part by the ionic strength of the added salt is also approximately constant. The salting-out order of the ions is also the same as that for non-electrolytes.

When sulfates are added to solutions of weak acids, some hydro-sulfate ion is formed. The results of partition and solubility measurements in the presence of sulfates are qualitatively explained by this assumption and effects similar to the above.

A general summary of the effect of individual electrolytes on the several non-electrolytes is given.

REFERENCES

- (1) ARRHENIUS: *Z. physik. Chem.*, **31**, 197 (1899).
- (2) MCBAIN AND COLEMAN: *J. Chem. Soc.*, **105**, 1517 (1914).
- (3) MCBAIN AND KAM: *Ibid.*, **115**, 1332 (1919).
- (4) BRÖNSTED: *J. Chem. Soc.*, **119**, 574 (1921).
- (5) RÖRDAM: Thesis, Copenhagen, 1925.
- (6) RANDALL, MCBAIN AND WHITE: *J. Am. Chem. Soc.*, **48**, 2517 (1926).
- (7) HARNED: *J. Am. Chem. Soc.*, **48**, 326 (1926).
- (8) RANDALL AND BRECKENRIDGE: *J. Am. Chem. Soc.*, **49**, 1435 (1927).
- (9) SHERRILL AND NOYES: *J. Am. Chem. Soc.*, **48**, 1861 (1926).
- (10) RANDALL AND YOUNG. Unpublished.
- (11) HOFFMANN AND LANGEBECK: *Z. physik. Chem.*, **51**, 385 (1905).
- (12) SUGDEN: *J. Chem. Soc.*, **129**, 177 (1926).
- (13) OSTWALD: *Z. physik. Chem.*, **3**, 170 (1889).
- (14) KENDALL: *Medd. Vetenskapsakad. Nobelinst.*, **3**, No. 2 (1914).
- (15) SCHREINER: *Z. anorg. allgem. Chem.*, **122**, 201 (1922).
- (16) RANDALL AND YOUNG: Unpublished.
- (17) STEINWEHR: *Z. physik. Chem.*, **38**, 185 (1901).
- (18) HARNED AND ÅKERLÖF: *Physik. Z.*, **27**, 411 (1927).
- (19) RANDALL AND FAILEY: *J. Am. Chem. Soc.*, **49**, No. 11 (1927).
- (20) BJERRUM: *Det. Kgl. Danske Videns. Selskab, Math.-fys. Medd.*, **7**, No. 9 (1926).